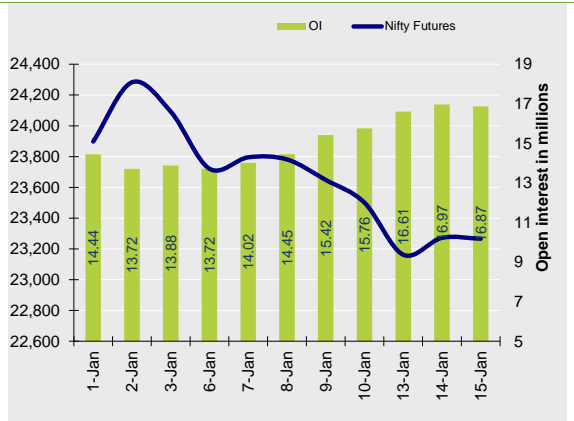


Nifty Snapshot

	Close	Prv Cl.	Ab chg	% chg
Spot	23,213.20	23,176.05	37.15	0.16
Futures	23,265.90	23,271.75	-5.85	-0.03
OI(ml shr)	16.87	16.97	-0.10	-0.60
Vol (lots)	150371	207552	-57181	-27.55
COC	52.70	95.70	-43.00	-44.9
PCR-OI	0.82	0.86	-0.04	-4.9

Nifty Futures Price v/s OI



Institutional Activity in previous trading session

(in Rs cr.)	Buy	Sell	Net
Index Futures	2317.56	2130.92	186.64
Index Options	1407729.26	1473277.51	-65548.25
Stock Futures	24990.63	23326.28	1664.35
Stock Options	81376.35	81516.75	-140.40
FII Cash	11,035.43	15,568.92	-4,533.49
DII Cash	14,429.64	10,747.10	3,682.54

Net FII Activity (in Rs cr.)

Date	Idx Fut	Stk Fut	Idx Opt	Cash
15-Jan	186.6	1664.4	-65548.3	-4533
14-Jan	-458.1	3958.6	22951.3	-8132
13-Jan	-1419.0	2247.3	28047.9	-4893
10-Jan	-1020.3	3867.9	-468.1	-2255
9-Jan	-2186.9	-3452.9	-22612.3	-7171
8-Jan	-1365.7	-2419.3	-23657.4	-3362

Technical Pivot (Intraday):

	S2	S1	PIVOT	R1	R2
NIFTY	23125	23195	23270	23340	23415
BANKNIFTY	48315	48605	48920	49210	49525

(Price is in Rs; OI is in million units; Price chg and OI chg are in percentage) **NB RESEARCH**

Fresh Longs seen in:

Scrip	Price	Price chg	OI	OI Chg
MANAPPURAM	180.8	0.5	71.3	22.7
APLAPOLLO	1520.2	3.2	4.4	16.0
CESC	154.5	0.3	15.9	13.3

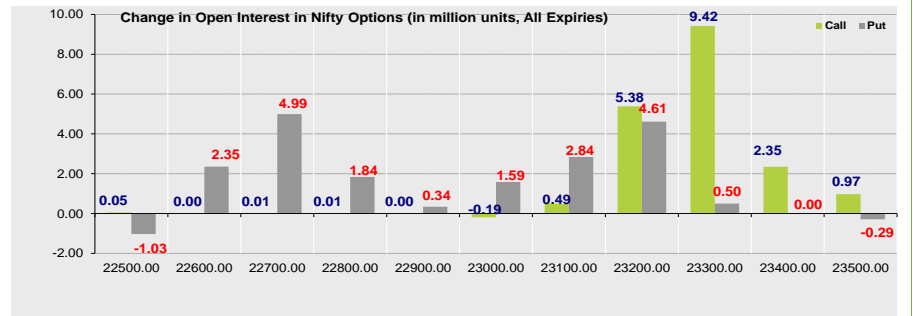
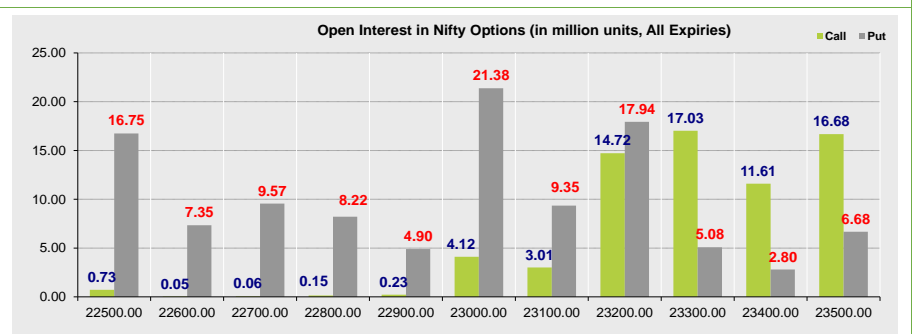
Short Covering seen in:

Scrip	Price	Price chg	OI	OI Chg
KPITTECH	1342.1	0.9	1.8	-6.5
CHAMBLFERT	485.7	2.0	8.8	-5.0
JSWENERGY	561.8	2.3	11.8	-4.7

Summary

- Indian markets closed on flattish note where buying was mainly seen in IT, Realty, Consumer Durables Sectors. Nifty Jan Futures closed at 23265.90 (down 5.85 points) at a premium of 52.70 pts to spot.
- FII were net sellers in Cash to the tune of 4533.49 Cr and were net buyers in index futures to the tune of 186.64 Cr.
- India VIX decreased by 1.37% to close at 15.26 touching an intraday high of 15.66.

Open Interest in Nifty Options:



- The above second chart shows previous trading day's change in Nifty options where Addition in OI were seen in 23500, 23400, 23300, 23200 strike Calls and at 23000, 23100, 23200 strike Puts indicating market is likely to remain positive in the near term.
- Highest OI build-up is seen at 23300 strike Calls and 23000 strike Puts, to the tune of 17.03mn and 21.38mn respectively.

Outlook on Nifty:

Index is likely to open on a gap up note today and is likely to remain positive during the day.

NIFTY50 Options OI (CE OI = Resistance) (PE OI = Support)			
Symbol	Highest CE OI	Highest PE OI	CMP
ADANIPTS	1200	1200	1130
ADANIEN	2800	2800	2389
ASIANPAINT	2500	2200	2238
AXISBANK	1100	1000	1029
BAJAJ-AUTO	10000	7600	8613
BAJAJFINSV	1700	1600	1679
BAJFINANCE	7500	7000	7189
BHARTIARTL	1640	1600	1610
BPCL	300	250	268
BRITANNIA	4850	4700	4862
CIPLA	1540	1500	1449
COALINDIA	400	400	374
DIVISLAB	6500	5700	5861
DRREDDY	1400	1300	1334
EICHERMOT	5000	5000	5089
GRASIM	2600	2500	2324
HCLTECH	2000	1800	1810
HDFCBANK	1800	1560	1649
HDFCLIFE	640	600	595
HEROMOTOCO	4300	4100	4121
HINDALCO	600	580	592
HINDUNILVR	2500	2360	2374
ICICIBANK	1300	1200	1241
ITC	460	440	439
INDUSINDBK	1000	1100	964

NIFTY50 Options OI (CE OI = Resistance) (PE OI = Support)			
Symbol	Highest CE OI	Highest PE OI	CMP
INFY	2000	1800	1957
IOC	140	130	127
JSWSTEEL	1000	900	907
KOTAKBANK	1800	1800	1791
LT	3700	3500	3507
LTIM	6000	5500	5836
M&M	3200	2900	2967
MARUTI	12000	12000	11944
NESTLEIND	2300	2200	2197
NTPC	340	300	322
ONGC	264	250	259
POWERGRID	310	290	300
RELIANCE	1300	1200	1254
SBILIFE	1440	1400	1479
SBIN	800	700	755
SUNPHARMA	1920	1700	1761
TATACONSUM	1000	900	955
TATAMOTORS	800	750	766
TATASTEEL	140	135	127
TCS	4300	4000	4188
TECHM	1760	1600	1677
TITAN	3600	3200	3336
ULTRACEMCO	12000	11000	10561
UPL	550	500	548
WIPRO	310	280	293

Derivative Recommendations:

Stock Name	Call (Buy/Sell)	Entry price	Targets	Stop Loss	Duration	Status
BIOCON (Bull Call spread)	Buy	9	16	5	Positional	Open
NIFTY Future	Buy	23280	23800	23000	1-2 Days	Open

FROM THE EQUITY DERIVATIVE DESK:

NIRAV HARISH CHHEDA

AVP - DERIVATIVES AND TECHNICAL RESEARCH

E-Mail: nirav.chheda@nirmalbang.com

Tel no: 6273-8199/8000

AMIT BHUPTANI

SNR.DERIVATIVES AND TECHNICAL RESEARCH ANALYST

E-Mail: amit.bhuptani@nirmalbang.com

Tel no: 6273-8242/8000

DISCLOSURES

Research Reports that are published by Nirmal Bang Securities Private Limited (hereinafter referred to as "NBSPL") are for private circulation only. NBSPL is a registered Research Analyst under SEBI (Research Analyst) Regulations, 2014 having Registration no. INH000001766. NBSPL is also a registered Stock Broker with National Stock Exchange of India Limited, BSE Limited, Metropolitan Stock Exchange of India Limited, Multi Commodity Exchange of India Limited, National Commodity and Derivative Exchange Limited and Indian Commodity Exchange Limited in cash and Equity and Commodities derivatives segments.

NBSPL has other business divisions with independent research teams separated by Chinese walls, and therefore may, at times, have different or contrary views on stocks and markets.

NBSPL or its associates have not been debarred / suspended by SEBI or any other regulatory authority for accessing / dealing in securities Market. NBSPL, its associates or analyst or his relatives do not hold any financial interest (Except Investment) in the subject company. NBSPL or its associates or Analyst do not have any conflict or material conflict of interest at the time of publication of the research report with the subject company. NBSPL or its associates or Analyst or his relatives may or may not hold beneficial ownership of 1% or more in the subject company at the end of the month immediately preceding the date of publication of this research report.

NBSPL or its associates / analyst has not received any compensation / managed or co-managed public offering of securities of the company covered by Analyst during the past twelve months. NBSPL or its associates have not received any compensation or other benefits from the company covered by Analyst or third party in connection with the research report. Analyst has not served as an officer, director or employee of Subject Company. NBSPL / analyst has not been engaged in market making activity of the subject company.

Analyst Certification: The research analysts and authors of these reports, hereby certify that the views expressed in this research report accurately reflects my/our personal views about the subject securities, issuers, products, sectors or industries. It is also certified that no part of the compensation of the analyst(s) was, is, or will be directly or indirectly related to the inclusion of specific recommendations or views in this research. The analyst(s) principally responsible for the preparation of this research report and has taken reasonable care to achieve and maintain independence and objectivity in making any recommendations.

DISCLAIMER

This report is for the personal information of the authorized recipient and does not construe to be any investment, legal or taxation advice to you. NBSPL is not soliciting any action based upon it. Nothing in this research shall be construed as a solicitation to buy or sell any security or product, or to engage in or refrain from engaging in any such transaction. In preparing this research, we did not take into account the investment objectives, financial situation and particular needs of the reader.

This research has been prepared for the general use of the clients of NBSPL and must not be copied, either in whole or in part, or distributed or redistributed to any other person in any form. If you are not the intended recipient you must not use or disclose the information in this research in any way. Though disseminated to all the customers simultaneously, not all customers may receive this report at the same time. NBSPL will not treat recipients as customers by virtue of their receiving this report. This report is not directed or intended for distribution to or use by any person or entity resident in a state, country or any jurisdiction, where such distribution, publication, availability or use would be contrary to law, regulation or which would subject NBSPL & its group companies to registration or licensing requirements within such jurisdictions.

The report is based on the information obtained from sources believed to be reliable, but we do not make any representation or warranty that it is accurate, complete or up-to-date and it should not be relied upon as such. We accept no obligation to correct or update the information or opinions in it. NBSPL or any of its affiliates or employees shall not be in any way responsible for any loss or damage that may arise to any person from any inadvertent error in the information contained in this report. NBSPL or any of its affiliates or employees do not provide, at any time, any express or implied warranty of any kind, regarding any matter pertaining to this report, including without limitation the implied warranties of merchantability, fitness for a particular purpose, and non-infringement. The recipients of this report should rely on their own investigations.

This information is subject to change without any prior notice. NBSPL reserves its absolute discretion and right to make or refrain from making modifications and alterations to this statement from time to time. Nevertheless, NBSPL is committed to providing independent and transparent recommendations to its clients, and would be happy to provide information in response to specific client queries.

Before making an investment decision on the basis of this research, the reader needs to consider, with or without the assistance of an adviser, whether the advice is appropriate in light of their particular investment needs, objectives and financial circumstances. There are risks involved in securities trading. The price of securities can and does fluctuate, and an individual security may even become valueless. International investors are reminded of the additional risks inherent in international investments, such as currency fluctuations and international stock market or economic conditions, which may adversely affect the value of the investment. Opinions expressed are subject to change without any notice. Neither the company nor the director or the employees of NBSPL accept any liability whatsoever for any direct, indirect, consequential or other loss arising from any use of this research and/or further communication in relation to this research. Here it may be noted that neither NBSPL, nor its directors, employees, agents or representatives shall be liable for any damages whether direct or indirect, incidental, special or consequential including lost revenue or lost profit that may arise from or in connection with the use of the information contained in this report.

Copyright of this document vests exclusively with NBSPL. Our reports are also available on our website www.nirmalbang.com